



3SB Series Simulator Circuit Breakers

Features

- **Low amperage / fast trip response**
- **High performance**
- **Packaged in Military Standard configuration**
- **Tactile feel equivalent to industry accepted aircraft circuit breakers**
- **Lower total system cost**



Overview

The 3SB Series Simulator Circuit Breaker has been developed by the Precision Products Group of Texas Instruments to meet the growing needs of the commercial and military simulator industry. With more and more training now being conducted on simulators due to the high operational costs of live training, the realism and complexity of tomorrow's simulators will require a circuit breaker that can provide the same "look and feel" of industry accepted circuit breakers, creating a superior training environment.

3SB electromechanical devices provide fast trip response with low current draw at 28 VDC, and are packaged in a standard

MS26574 style thermal circuit breaker configuration for adaptability to aircraft cockpit panel mounting. This fast trip/low current performance provides the opportunity for system level savings by enabling the designer to potentially down size the system power source. This eliminates expensive I/O boards or other electronics while also reducing the amount of cabling required.

Changes in training schemes normally entail system rewiring to reconfigure the simulator, which becomes labor intensive and costly. With the incorporation of the 3SB device, training changes can easily be achieved through system

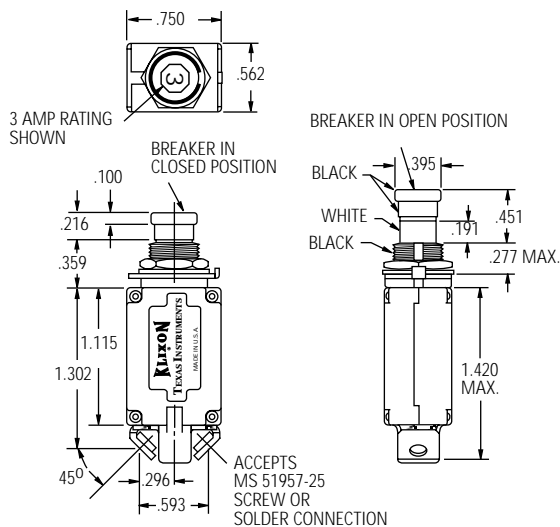
software, without the time and cost associated with rewiring. TI's simulator circuit breakers also provide the same tactile feel as standard MIL qualified breakers to achieve superior training realism.

Klixon circuit breakers offer the flexibility of ordering replaceable ampere rating inserts. They are attached to the top of the push button actuator, to match the current rating used in the actual aircraft. These inserts can be rotated within the push button to meet your cockpit configuration needs. An optional auxiliary switch for remote indications, along with a variety of connection alternatives, are also available.

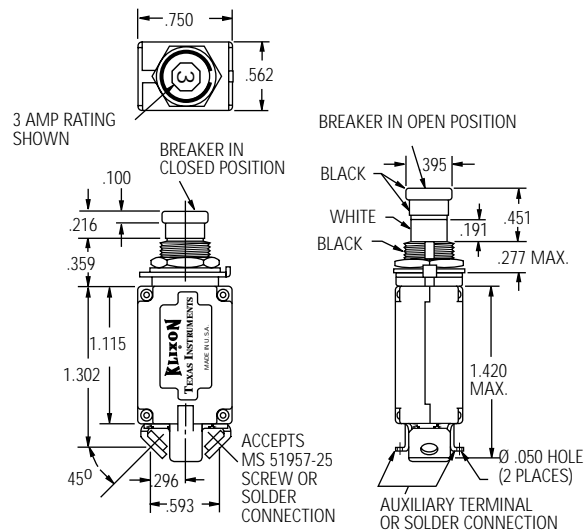
Characteristics

3SB

3SB2



3SB4



Open and Reset Force ...	5 lbs. max.
Calibration @ 25°C	200 mA max. current draw @ 28 VDC, 3 sec. max trip time
Endurance	5000 mechanical cycles, no load 1000 electrical trip cycles, minimum at 28 VDC
Vibration.....	5 G's maximum 50-500 Hz
Shock	5 G's maximum
Acceleration	5 G's maximum
Weight	30 grams maximum

Dummy Circuit Breakers

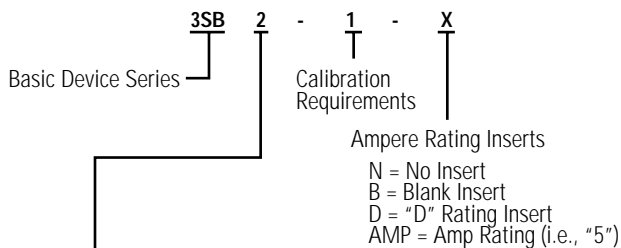
Texas Instruments has developed a derivative of our 7274 style circuit breaker expressly for applications in simulators, trainers and cockpit mock-ups.

7274-63D: Dummy breaker. Non-functional 7274-2 style

7274-64PS: Physical sample. 7274-2 style with operational push button. Can measure continuity across terminals.

7274-65PS: Physical sample. 7274-11 style with operational push button. Can measure continuity across terminals.

Part Numbering Code



Physical Characteristics

- 2 = Standard device
- 4 = Auxiliary switch
- 21 = Standard device w/cover
- 22 = Standard device w/green push button
- 24 = Auxiliary switch w/green push button
- 41 = Auxiliary switch w/cover